


# CAMP WALMADAN

**JAMES PRICE POINT, WESTERN AUSTRALIA**

**A GUIDE TO COUNTRY, COMMUNITY & CULTURE**







# WELCOME TO CAMP WALMADAN

We are here to stand in solidarity with the Goolarabooloo people and their friends.

We are gathered here to *NON-VIOLENTLY* protect this *LIVING COUNTRY* and *CULTURE* and all that exists within it.

To meet this aim we must all consider, in order, these three aspects:

First *COUNTRY*, then *COMMUNITY*, and then *SELF*.

Please remember this, talk to others, and act accordingly.

*Thank you*



# TABLE OF CONTENTS

3·Campaign Overview

4·About Goolarabooloo

5·Cultural Protocol

6·Sacred Land

7·Camp Life

8·How To Get There & Maps

9·Camp Guidelines

10·Dry Camp - No Garri No Ganja

11·How To Help Out Around Camp

11·Contributing to Camp

11·Decision Making

12·Health & Safety

14·Native Plants

19·The Seasons

20·Nonviolent Direct Action

22·Conflict Resolution

23·Security Culture

24·Legal Basics

27·Services Around Broome

29·Keeping Informed







# **CAMPAIGN OVERVIEW**

*Welcome to one of the most important campaigns in the country right now.*

The struggle to defend Walmadan (James Price Point), and the Kimberley, has been going for many years – even if it is only more recently that the issues here have hit the national and international stage.

The strength of this struggle is in the diversity and resilience of the people and the organisations involved – and we can't possibly do justice to all the many aspects here. We encourage you to seek out more information listed in the many resources - towards the back of the booklet - but here is the short version.

Woodside's proposed 30km<sup>2</sup> industrial site would lead to the destruction of rare remnant moonsoon vine thicket and surrounding woodlands, home to endangered animals such as the bilby. It would destroy Aboriginal burial grounds, the Song Cycle path and a culture thousands of years old.

Whales, turtles and other marine animals will lose their breeding / calving / nesting grounds. A 52km<sup>2</sup> marine 'dead zone,' and the constant dredging and pollution will put Broome's iconic Cable Beach at risk, located just 40km south of the proposed port.

WA's annual greenhouse gas emissions are around 80mtpa now; if this proposal were to go ahead it would increase emissions by 50%. This would mean 39 million tonnes a year of greenhouse gases – equivalent to five per cent of Australia's total greenhouse gas emissions now.

Broome residents are concerned about their way of life being impacted, the destruction of popular, local camping and fishing spots, air and water pollution, and the threat to the social fabric of the town with an

influx of up to 8000 workers. Local people and supporters have shown amazing strength and nonviolent defiance in the face of hundreds of riot cops descending onto the town at the behest of the Barnett government, determined to push ahead with this project, and his dream of industrialisation of the Kimberley, no matter the human or environmental cost.

Despite strong economic, environmental and social arguments for floating or piping the gas, Barnett, Woodside and the joint venture partners (Shell, MIMI, Petrochina and BP) are currently continuing with plans to develop the site. We are continuing with plans to defend country.

Walmadan Camp has been a home for Indigenous mobs for millenia, including the Goolarabooloo, Jabbir Jabbir and Numbarl. Since April 2011, Traditional Custodians have invited all to come and experience Walmadan and help their country and culture.

If you care about working in solidarity with Aboriginal people to defend their sovereign rights to country and culture – you should be here. If you care about climate change – you should be here. If you care about endangered ecosystems, animals and the largest humpback whale nursery in the world – you should be here. If you care about some of the largest dinosaur footprint trackways in the world – you should be here.

And if you think it is time to draw a line in the sand, say ENOUGH is ENOUGH to corporate and government directed destruction of environment and culture, then you should be here.

*We'll see you soon!*



# WE ARE THE GOOLARABOOLOO PEOPLE

As you know, every country has laws. Here we have our own Traditional Laws. Our Laws come from Bugarregarre, the Dreamtime.

One of the major responsibilities of the Kimberley Law Bosses (the Elders) is to ensure that Traditional Culture (Law) is passed down to succeeding generations, in order to keep the Country and its people safe.

The role of principle Law Boss and Law-Keeper for this land was handed over by Paddy Roe in his latter years, via traditional ceremony, to his grandson, Joseph Roe.

Joseph Roe, Phillip Roe and Richard Hunter are Law Bosses for Goolarabooloo and custodians of the Northern Tradition and are responsible for maintaining the unbroken Song Cycle Path from Minyirr (Broome) to Bindangun (Yellow River Coloumb Point).

The Law Bosses have an inherent responsibility to keep the continuity of the Song Cycle path for future generations as it was handed to them alive and intact.

26 years ago, Paddy Roe, with the support of his Goolarabooloo community, established the Lurujarri Heritage Trail - A nine day cultural walking journey along the Song Cycle, that involves leading visitors throughout this 80km stretch of saltwater coastal terrain, travelling as a group and sharing their heritage.

*We are looking  
after Country!*

(Photo: Joseph & Teresa Roe. Photo by Julia Rau)

The body of cultural knowledge that the old people hold and pass on, is preserved and kept alive within the Song Cycle path that connects all things in a continuous system along the coast of the Dampier Peninsula.

It comprises a collection of songs that hold a living memory, specific to particular places, trees, animals, and other landmarks - be they on land, sea, air or water. The lay for this land and its history, as known via these songs for place, has been sung for centuries at ceremony time.

The Goolarabooloo people are still actively engaged in looking after country, despite living within a western world that would have them sell it, for the greater economic resources of the nation. They believe that connection with country and culture is the base of one's true sense of identity, spiritual and physical health, and self-esteem.

Strangers to Country need to be introduced by someone from that place - a person who knows its songs, its places to be wary of. Someone who can facilitate your safe passing, so that the Country will become familiar with your smell, and subsequently treat you well.

As with other Indigenous clans across Australia, the Goolarabooloo people identify distinct territorial boundaries. Living within a domain of finite resources over countless generations demands that Country be managed in a sustainable way.

A time-honed ability to read the Six Seasons reflects fine-tuning to place, for example, recognising when is the best time to hunt different species or knowing where you will find water late in the Dry season. [4]

# CULTURAL PROTOCOL

You are here at the invitation of the Goolarabooloo people to support them in protecting country and culture. Here are some guidelines to help you act respectfully and be accepted. And remember, if you are unsure of anything just ask.

Tread lightly and respect the country.

Be respectful to elders and Law Bosses (men and women). Their views are most important when making decisions about this campaign.

If an elder starts talking, turn to face them, stop and listen to them, don't turn your back and carry on conversation separately.

Never sit with your back to an elder, or sit behind people.

If elders are speaking together don't interrupt them. Wait respectfully and see if you are invited to join them. Similar protocol should be followed before entering someone's personal camp or fire.

Be aware of personal space - it is considered inappropriate to hug/make physical contact with Traditional Custodians if you don't know them well.

It is considered rude to point at people.

Stay on the paths, especially when walking through the dunes as there are middens and sacred burial grounds there.

Don't remove shells, rocks, ochre, natural objects or artefacts from the land or the beach.

Some areas in various Aboriginal nations are considered sacred men's or women's places. In some areas of the country it would be considered appropriate for only people of that gender to visit certain sites. Currently both men and women are allowed at Walmadan and Murdudun.

No nudity or skimpy clothes. No skinny dipping on beaches near camp or if there is any mob around. Avoid skimpy clothes and bikinis in the camp area. Do not show your underwear.

Be respectful of the sacred fire – it stays burning constantly. It is not to be used for cooking, don't throw things in it etc.

Try and find opportunities to listen to stories, rather than bombard traditional custodians with questions... sitting back and listening, especially for young people, is an important part of learning.

Photo: Phillip Roe painting up at Walmadan. By Julia Rau.





# SACRED LAND

At Walmadan you are living on Sacred Aboriginal Land. The majority of the Kimberley is utilised, cared for and lived in by Indigenous people and communities. The Kimberley is full of sacred sites, Law Grounds, burial sites, ceremony sites, and men's and women's sites. This means it is not culturally acceptable to just go off and explore areas you don't know, without getting permission from a Traditional Custodian, or you may be walking on burial sites or sacred sites that you are not supposed to. The power of this land remains very strong and walking in such areas can have serious consequences. It can make you very sick.

The dune system north and south of camp is where all the old people are buried. Their graves are not marked and they are spread throughout the whole dune system. In respect for these ancestors it is asked that you please do not explore the dunes without a Traditional Custodian or someone who has been given permission. There are some sacred sites between Walmadan and Murdudun, between the dunes and Manari road, too.

Don't let this deter you from walking in the bush. It is vibrant and bountiful and it is good for everyone to really experience walking through this beautiful place. Just think about where you may like to walk and have a chat with Phil or a long-standing camp member first.

*To connect to the country through Liyan (gut feeling)  
is connecting to the spirit of the country*



# CAMP LIFE

If you love nature, exploring beautiful wild places and the beach, and sleeping under the stars, this is the place for you. Be ready for fairly rustic facilities – we have make-shift structures, cook yummy communal meals on open fires and wash in the ocean. There is no running water, we collect it from a bore. We do have solar panels for some lights and key communications equipment, and even a half decent internet connection sometimes! You will see all manner of critters wandering around the place, from the evening visits of umang umang (hermit crabs), to some friendly snakes, and quite a few bugs and mosquitoes depending on the time of year... you are definitely living on and with country. With precautions you can keep yourself safe, and we aren't too far from Broome if you need a break – but you will probably fall in love with being here and won't want to leave!

## WHAT TO BRING:

- Tent – preferably with mesh/ventilation sections
- Sleeping mat or swag
- Sleeping bag
- Sleeping sheet (summer/wet season)
- Water bottle
- Mosquito net (fine mesh will also keep midges away)
- Any prescription medication you need, plus spare scripts
- Toiletries
- Sunscreen, insect repellent, electrolyte re-hydration powder
- Loose cotton clothes for sun protection
- Hat, sunglasses
- Bathers, towel
- Thongs / flip flops, sturdy walking boots
- Thermals, warm clothes (dry season/winter nights are cold)
- \$10 per day camp contribution
- Any special food treats you want (communal staples food is covered)
- Head torch
- Camera, with rechargeable batteries
- Drivers license or other ID (in case of actions)
- Fun stuff; musical instruments, art supplies, circus gear, snorkelling equipment



Image: James Price Point by Julia Rau



# HOW TO GET THERE

## GETTING TO BROOME:

Broome is a beautiful town in the remote North West of WA. Despite the distance it is a really popular tourist destination and it is easy to get to. You can either fly or get a Greyhound bus from capital cities, or pack a car full of mates and have an amazing cross country road trip to get here. Camp is around 60km from Broome.

## FROM BROOME:

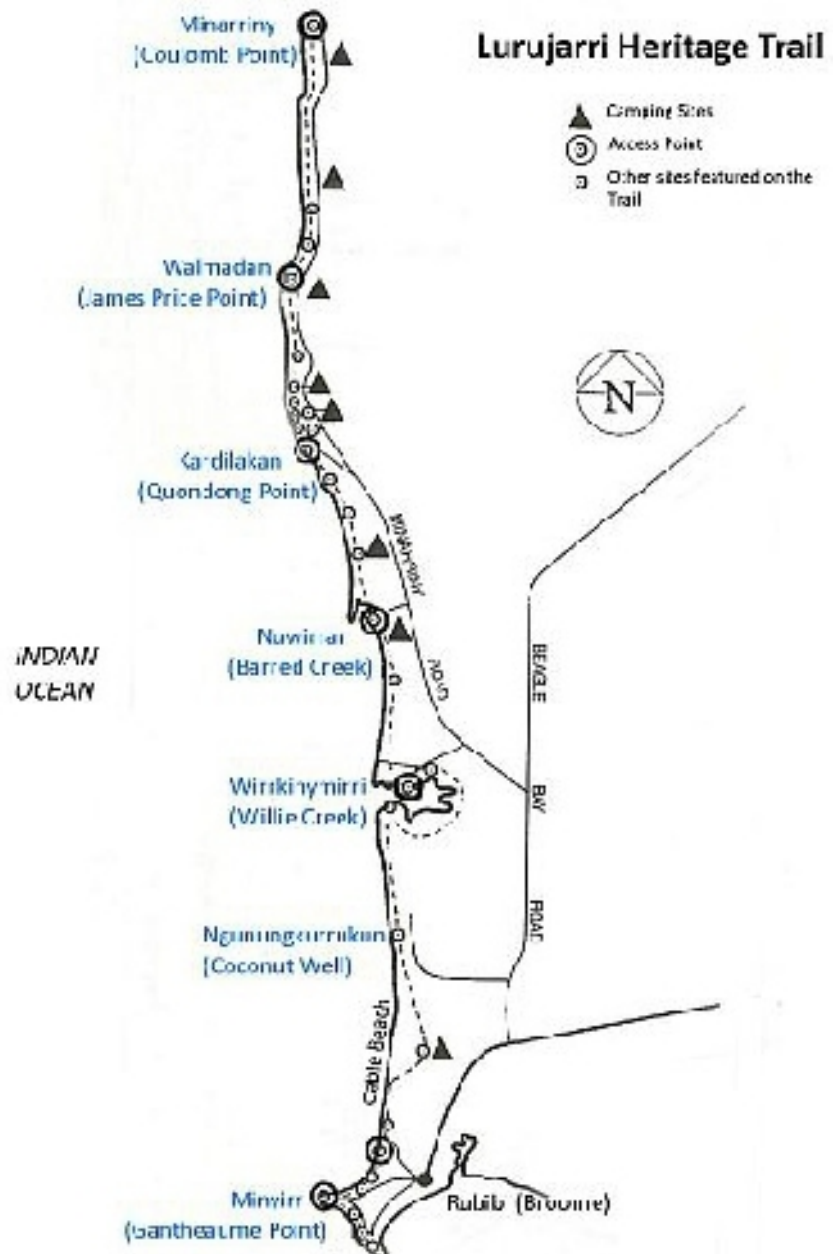
- Leave town on Old Broome Road.
- This will become the highway.
- After about 10km turn left onto Cape Leveque Road (Beagle Bay Rd) (at some point this road will become dirt).
- After about 14km turn left onto Manari Road (Minarriny Rd).
- Walmadan is about 40kms along Manari Road.
- You will pass turn-offs for Willie Creek, Barred Creek and Quondong.
- Continue until you see a camp on the left side of the road.
- You will see banners, a blue bus, cars etc (You can't miss it!).
- Manari road is a bumpy dirt road. Conditions vary depending on its maintenance and the weather.
- Sometimes it is a more comfortable trip in a 4WD.
- Sometimes you wouldn't make it out here without a 4WD (usually in the wet season).
- Sometimes the road is closed (usually in the wet season).

If you plan to drive out onto Country give us a call and ask about the condition of the road for your car.

## DIRT ROAD:

Please drive carefully on the dirt roads. The road can be really slippery, sometimes has large pot-holes, and is often occupied by cows and other native/feral wildlife, especially at night. Please drive slowly and appropriately for the conditions/time.

HOW TO CONTACT CAMP WALMADAN Mobile phone: 0408999742



# CAMP GUIDELINES

## FIRST OFF:

- Please respect that this is a DRY CAMP. NO DRUGS OR ALCOHOL ALLOWED.
- If you want to do something, especially any form of action, you must ALWAYS TALK TO PHIL FIRST.
- Introduce yourself and meet family.
- Always ASK BEFORE taking photos and footage.
- Respect CULTURE:
  - Listen and don't interrupt. When elders are speaking you are listening.
  - Follow all cultural directions from Traditional Custodians. If unsure about something ask first.
- Get involved - see 'how to get involved' notice, ask, and make sure you let us know what you're good at.
- Let camp know of any allergies or medical conditions we might need to know about.

## DAILY:

- CONTRIBUTE to camp money jar (\$10 per day per person, this covers three meals a day and contributes towards camp running costs).
- Maintain and respect THE SACRED FIRE. If it is going out put another log on it!
- Participate in breakfast and dinner circles (at least sometimes).
- Please use ALL CAMP RESOURCES sparingly. Remember that we are on solar power and they don't call it the dry season for nothing: don't waste our water.
- WASH HANDS often. Camp cleanliness and hygiene is important. Never leave toilet paper in the bush!
- CLEAN UP after yourself AND ALWAYS HELP keep camp and kitchen clean.
- CONTRIBUTE supplies, skills and positive energy.
- If you are up early, make sure both fires are going and the BILLY is full and boiling. Offer cups of tea throughout the day and keep the billy FULL.
- If you are LAST TO BED turn off all the lights, and make sure that everything is put away (especially food).
- DON'T WASTE FOOD.
- OFFER PETROL MONEY for lifts.

## COMMUNICATIONS:

- POLICE - only police liaisons to speak with police.
- MEDIA - only designated media spokespeople to talk to media – remember, nothing is off the record.
- There is no need to interact with Police or Woodside unless you are the designated contact point or police liaison. They are trained in tricking us into giving information, and aggravating them will only cause trouble.
- Be aware of your appearance and behaviour when around media, police, Woodside and families. Do not swear or be aggressive in these situations.
- Remember no speaking of our ACTIONS (NVDA) ON PHONE OR TWO-WAY EVER.
- Ask before using the INTERNET. Please no downloading.

## BEHAVIOUR:

- Treat country, culture and each other with respect.
- Respect people's physical and emotional boundaries.
- Respect people's opinions, beliefs, and differing points of view.
- Look out for kids at all times and try not to leave anything around that would endanger them.
- Communicate clearly, openly and truthfully with everyone - especially people who you may have conflict with.
- Do not shout at other people.



- Do not stand over or physically intimidate people or act violently.
- Do not destroy other people's property at camp.
- Be open to constructive criticism.
- No racist, sexist, homophobic or other discriminatory behaviour.
- Sleazy behaviour will not be tolerated. Remember that explicit verbal consent is the best way to make sure you have consent.
- It is important to take active steps to resolve issues in camp. Do not gossip externally about stuff that happens in camp.
- No one person has the authority to kick someone out of camp, except the Traditional Custodians.
- Be responsible for your own action. Be aware that your actions do have an effect on others.



Camp Walmadan and rainbow. Photo by Tegan Mossop

Always remember *RESPECT COUNTRY, CULTURE & COMMUNITY*  
and always act *NON-VIOLENTLY* towards others, yourself, creatures & the land.  
*HAVE FUN AND ENJOY THIS BEAUTIFUL, SPECIAL, PLACE.*

## **DRY CAMP - NO GARRI NO GANJA**

**Frans Hoogland (Goolarabooloo Senior Cultural Advisor):** "Alcohol and drugs are not beneficial for reading the Country. If you want to get the most out of the Country stay as clear as possible. With drugs and alcohol there is no clarity, stay away from those things."

**Teresa Roe (Goolarabooloo Matriarch):** "You are living in Country to protect the Country, not drink alcohol. Alcohol makes people go silly."

**Phillip Roe (Goolarabooloo Law Boss)** "Gunja and Grog could break the campaign. We don't want to break the campaign. You'll only get one warning and then you're out of the picture."

There is NO ALCOHOL or ANY DRUGS to be consumed at Walmadan. There are many heartbreaking alcohol/drug exacerbated social problems in Broome. Walmadan is a place where people can come from town to get away from these issues, to be clearheaded and spend time on country, to practice culture or to be productive in saving the Kimberley. We expect respect and cooperation from everyone in this regard.

Although you may believe that "you" do not have a drug problem or that "having one drink won't hurt anyone," in reality it will affect the entire camp. If you drink you may be encouraging others to drink who are trying to be strong and not drink. It is also more difficult to experience the power of this spiritual and cultural land when your mind is clouded by alcohol.

Drinking/drugs at camp in any form, even in a drink bottle, cup or your own tent will not be tolerated. And we ask that you please do not come back to camp under the influence. If you need to drink, you will need to go to town.

We ask that if you are going to join us at camp that you are very sure that you can respect this request and do not bring grog with you if you think you will be tempted to drink it. Some of the long-standing members of the camp have been given the authority from Phil to deal with any garri/ganja problems at camp. Alcohol/drugs create and exacerbate problems in our Walmadan community. Together without alcohol we are strong, we are healthy, we are productive, we are motivated and **WE WILL WIN.**

# **WAYS TO HELP AROUND CAMP**

Each person staying at Walmadan is expected to help out in daily duties to keep the camp running smoothly. These duties include but are not limited to:

- Monitoring Woodside activities.
- Cooking meals for everyone to share.
- Dishwashing and putting away.
- Wiping down of solar panels - Walmadan is powered by the sun.
- Collecting firewood - We usually take a car and collect lots. Ensure you go with someone who knows which wood to collect.
- Filling up the water tanks from a bore down the road.
- General cleaning and maintenance eg. sweeping kitchen, media tent.
- Collecting buoys from the beach - each one collected raises \$10 for camp.
- Scientific Research e.g. monitoring turtle nesting on the beach, humpback whale research, fauna camera surveys for bilbies and quolls. Studies are often set up to highlight the biodiversity and abundance of different species of threatened animals in the area. Sometimes they require volunteers.
- Always keep the sacred fire burning.
- Weeding – While we are on Country we are caretakers for the land.
- Shopping and errands in town.
- Cleaning out of the esky and changing the ice – needs to be done every 2 days.
- Letter writing – the more letters we write to politicians and companies the better.
- Banner making.
- Please pick up any rubbish you see in the camp, on the beach or on Manari Road.

There are always ways you can help out the No Gas Campaign

If any of these ideas interest you, discuss them with a long-standing camp member. Feel free to ask someone the best way you can be productive within camp at the time you are here - situations are forever changing here. Innovative ideas to improve Walmadan are always appreciated e.g. ideas to improve our self sufficient power sources.

## **CONTRIBUTING TO CAMP**

When staying at camp we all contribute \$10 a day. This money is used for food, communal elements and camp needs. You can pay your contributions to a long-standing member of camp. It will be recorded in the contributions log book. If you feel you are unable to afford this there may be other ways to contribute – talk to a long-standing camp member to arrange something.

## **DECISION MAKING GUIDELINES**

Day-to-day decisions around camp are generally decided upon by group consensus. Any larger decisions, as well as any issues regarding Country, must be run by Phil. If there is anything you would like to do and are unsure about please talk to a long-standing member who can talk with you about the appropriate way to gain permission.



# HEALTH AND SAFETY

The extreme conditions of bush living can sometimes be dangerous if you don't know what to watch out for.

**TROPPO:** Everyone has staph bacteria living on their skin, and it lives in the dirt too. In this tropical climate this bacteria can very easily and very quickly turn into a serious staph infection commonly known as “Troppo” (a tropical infection). A staph infection causes cuts (even tiny ones) to become quickly and badly infected. If you do get any cut or scratch treat it immediately by cleaning the wound with water, putting antiseptic on it and covering it well to ensure no dirt can get to the wound. It will need re-treatment at least once a day. This may sound a little over the top - but it isn't - Troppo is very common in the north end and it is highly contagious from person to person and also through dirt, water or any surface. You need to treat and cover your wounds for your own sake but also for the wellbeing of everyone in camp. It is important here that you keep your body and your clothes clean to prevent getting troppo.

Keep a good eye on any wounds. If a wound becomes infected we have a cream that may kill the infection. If the infection continues to get worse you need to go to the doctors or the hospital for advice or antibiotics. If you are unsure about a wound ask someone who has been around for a while for advice. The ocean water in this tropical climate will breed bacteria rather than kill it. So swimming in the ocean is unfortunately only going to make an infection worse.

**BOILS:** Boils are also very common in the tropics. These are similar to “troppo” but can appear without an initial cut or scratch. The infection is under the skin rather than on the surface. Symptoms are an inflamed, swollen and sore area of skin, perhaps with a pimple-like head. To prevent boils you must keep your body and clothes clean. If you have a boil hold off on swimming in the ocean but wash in fresh water regularly.

**TIDES:** The Kimberley coast has very extreme tides. Water can come up unexpectedly and quickly, and can rise up to a massive 14 metres on some spring tides. Be sure to leave belongings high up the beach so they do not get swept away. If the tide is coming in you can easily become trapped on a beach. This can become very dangerous if a cliff is blocking your only escape. Also, exposed reef at low tide can disappear under water extremely quickly after the tide turns. This can

make it very difficult and dangerous for getting back to shore. Always consult the tide chart in the office, and/or ask for advice before going on a walk along the coast or heading out on the reef.



**FIRE:** Please be aware of fire risk in the dry season. Remember that fires can move extremely quickly and can suddenly change direction (they move with the wind). If you are on foot by yourself on Country get out of the bush and go to the ocean, then make your way back to camp. If at camp find out through radio or phone communications if there is time to leave. If so, gather everyone and make sure people are accounted for, discuss a plan, and if appropriate, pack whatever valuables and hard drives you can quickly and leave. If there is no time to leave, pack what you can and take it to the dunes near the water. Make sure you bring food, and more importantly, water supplies (you may be cut off for some time). If you get caught in a fire, put a damp cloth (use your clothes if need be) over your mouth to breathe through the smoke.

**HOT SUN:** The Kimberley sun is intense - it is very easy to get sunburnt which can cause skin damage and cancer. Cover up and wear a hat. There is sunscreen at camp and usually spare hats. During the hotter seasons the sand can become unbearably hot to the point of causing blisters - always take thongs with you to the beach.

**DEHYDRATION:** It can get extremely hot and humid during the day and it is easy to get dehydrated. If you are working out in the sun or walking through the bush/on the beach you should be drinking a litre of water an hour – keep this in mind before you leave camp and take plenty of water with you. In this extreme heat water is sometimes not enough to keep you hydrated. We recommend using some type of electrolyte powder.

**DANGEROUS ANIMALS:** This information is not meant to scare you. This is a great place to explore the bush and go swimming. This is a guide so you know what to keep an eye out for and what to expect/do if you come into contact with one of these amazing creatures or if one bites you.

**CROCODILES:** Saltwater crocodiles are a big risk on the Kimberley coast. They are extremely aggressive and grow up to 6m long. They do not live permanently on our beaches, but they do pass through these areas. So always keep one eye open. They do however live in the creeks south of Walmadan (Barred, Willie) and north of Walmadan too. It is best not to swim in these creeks without getting advice from someone.

**SHARKS:** Tiger sharks dominate the ocean waters here at night. It is best not to swim at night.

**STINGERS:** The wet season brings in more stingers than usual. It brings in an array of pain causing jellyfish, the worst of which are the Irukanji and a couple of types of Box Jellyfish that can be extremely painful and even lethal in some cases. These creatures are much less common on the beaches out here than they are in Broome. There is a risk, but most of us continue to swim throughout the wet season out here. To be on the safe side it is best to stay out of the ocean when it is more churned up.

**SCORPIONS:** Scorpions rarely cause major problems. However their sting is extremely painful. They vary in size and colour from 1cm -12cms or more and can be sandy coloured through to jet-black. If stung keep a watch for symptoms that may require medical attention such as light-headedness, heart palpitations, nausea or other symptoms.

**SPIDERS:** Unless an allergic reaction takes place, most spider bites are likely to cause only localised swelling and discomfort.

**CENTIPEDES:** Centipede bites are very painful and may cause severe swelling, chills, fever, and weakness, but are unlikely to be fatal. Bites can be dangerous to small children and those with allergies to bee stings. The bite of larger centipedes can induce anaphylactic shock in such people.

**MOSQUITOES:** Mosquitoes cause short-term discomfort. They also commonly carry diseases such as Ross River Fever (a recurring fever causing severe lethargy for weeks at a time, plus severe aches and pains of the muscles and joints), and other diseases

that can be very serious. So, if there are mosquitoes around, cover up and use mosquito netting and insect repellent.

**OTHER INSECTS:** Other insects may inflict stings, but unless there are allergic reactions the discomfort will be only local and last for a few hours. If an allergic reaction occurs, seek medical attention.

**SNAKES:** The Kimberley is home to dozens of types of snakes, some venomous, others not, so keep an eye out for them while you are walking around. Use a torch at night, as this is sometimes their hunting time and when they are most active. Accidentally treading on a snake is the most common reason for a bite. If you see a snake be still, remain calm and then slowly move away from it or around it, giving it a wide berth. Snakes are scared of you too and will not bite unless they feel attacked, which can happen if you come too close or freak them out by running. If you are bitten, remain still and call for first aid help. If you are going out on Country take a compression bandage with you and learn how to use it.

**TOOLS and HEAVY LIFTING:** There are often many tasks around camp that require heavy lifting and the use of different tools. Only do what you know you are physically able to and do not operate any tool or machinery if you are unsure how to use it. Camp is a great place to learn new skills, ask around and someone will be able to help you out with whatever you need.

**BEING OUT IN COUNTRY:** Whenever you go out of camp into Country you should never go alone and always ask if you can borrow a radio while you are out. This way you can let camp know if anything goes wrong and camp will be able to check in with you if needed. Ask someone about radio protocol before you head out and please don't forget to return the radio. Be careful exploring the bush; there is lots of "turn around" country where it is really easy to get lost, even if you have good bush skills. If you are ever lost, sometimes it helps to climb a tree to get your bearings (carefully), or you can always wait and follow the afternoon sun west and it will lead you to the beach.

**LET US KNOW:** If you are injured or feel unwell let someone know. Camp is well equipped with first aid and medical supplies. If there is anything you can't find just ask and someone will help you. If you ever feel you need professional medical help tell someone ASAP and a lift into town will be organised for you. [13]





## *Lirringen (Soap Wattle)*

*Acacia colei*

The seeds can be ground to make flour and used to make damper etc.

You can rub the fresh pods between your hands with water to make a lathered soap.

Flowering April – August; Seeding September – October.



## *Dardaw*

Edible Bloodwood Apple formed by the larvae of a wasp.

Commonly found on the Long-Fruited Bloodwood.

Flowering April – June; Fruiting August.



# ...NATIVE PLANTS OF

## *Yaari (Broome Bloodwood)*

*Eucalyptus zygophylla*

Yawuru: Jugudany

The wood is used for making bowls.

An infusion of this Bloodwood gum is a strong medicine against the flu.

Flowering December - February; Fruiting April - May.



## *Tropical Sandalwood*

*Santalum lanceolatum*

Yawuru: Gumamu

Edible fruit eaten raw when blueish-black, very sweet. Leaves and bark medicinal : A poultice of warmed leaves is applied for rheumatism. Cuts and sores are washed with an infusion from the bark. Smoke from burning bark repels mosquitoes.

Fruiting January - November





# CAMP WALMADAN...

*Mirda (Helicopter Tree,  
Stinkwood, Coolaman Tree,  
Gold & Silver Tree)*

*Gyrocarpus americanus*

The bark is used to make shields, toys and baby bowls. Never sleep under a Mirda Tree as it will sap your energy.

The leaves and bark are used for medicine for rheumatism (applied) and sores (bark only). The bark is mashed and soaked in water making an infusion, which is applied to old or partially healed cuts and sores. It was never used for fresh wounds. For this charcoal was prepared from burnt wood, after being powdered, and was directly applied. This was even used for the painful wound from a stingray barb.

The wood is used to make shields and coolamans. The wood is not preferred for cooking as it imparts an unsavoury taste hence the name 'Stinkwood' and 'Shitwood'.

When spun the winged seed flies far, hence the name 'Helicopter Tree'. The winged seed is used in India for making beads.

Flowering January – May, November, December;  
Fruiting April, May.




*Mangarr*

*Pouteria sericea*

Fruit is ready to eat when ripe and black. Spit out seeds. The best time to eat the fruit is when it has fallen to the ground and is slightly shriveled. It is sweetest then and tastes like a prune.

Native beehives in trunk. Excellent shade tree.  
Flowering Nov - April. Fruiting May - June.





## *Mamadjen*

*Mimusops elengi*

Edible fruit eaten when ripe (astringent) or warmed in the fire. Big shady trees provide good campsites.

Flowering Feb - May, November. Fruiting April - July.



## *Minmin*

*(Parrot Bush, Parrot Pea  
or Green Birdflower)*

*Crotalaria cunninghamii*

Water and nectar can be sucked from bird shaped flower.

Flowering and Seeding: February – November.

## *Jigal*

*Lysiphyllum cunninghamii*

Nectar from red flowers can be sucked.

A happy tree that is good to sleep close to.

Green paint made from the leaves by chewing them.

Good firewood that burns slowly with a hot blue flame.

Jigal refers to the relationship between the mother-in-law and her son-in-law (not looking at each other - back to back).

Flowering April – October; Fruiting September, November, December.

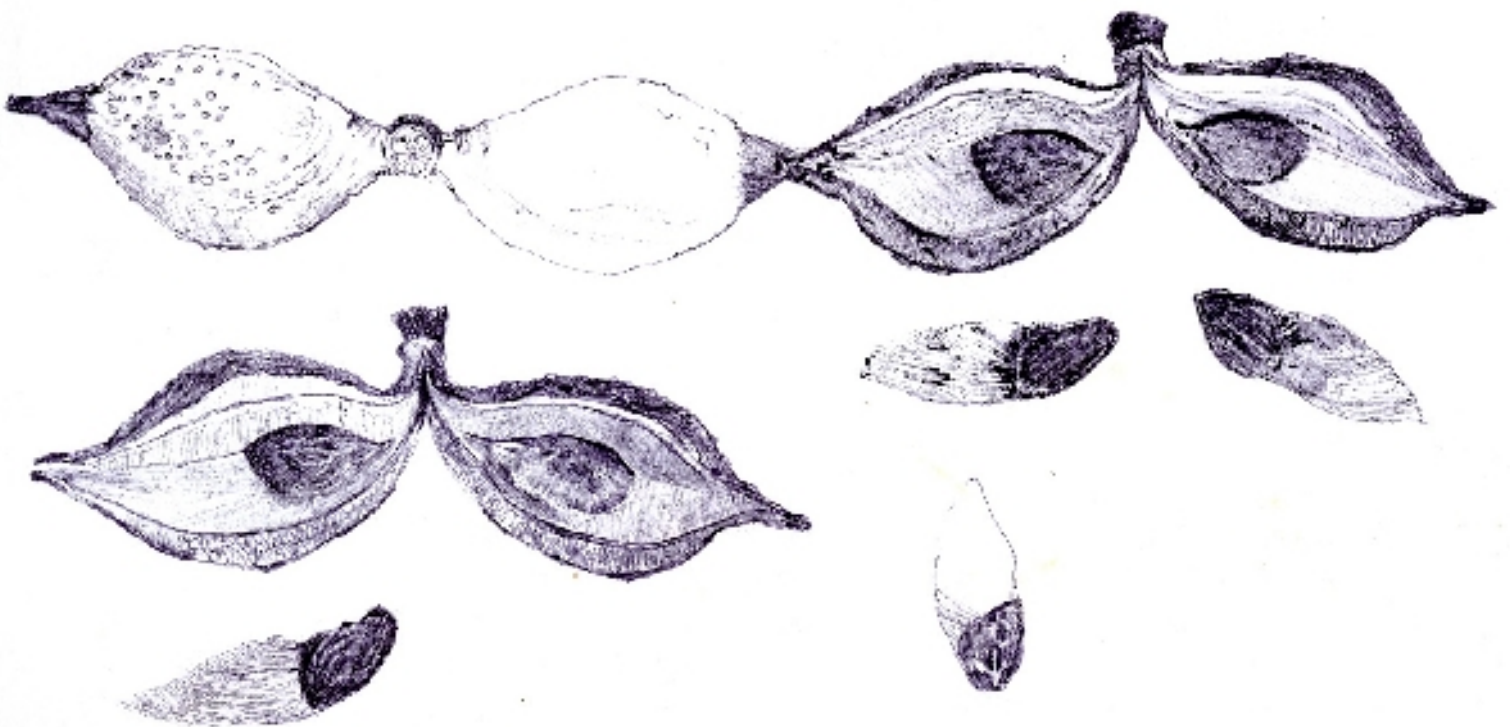
## *Irrgil (Yellow Hakea or Tree Hakea)*

*Hakea arborescens*

Best wood to make Boomerangs (that are also called 'Irrgil') or Narul (hunting stick). Boomerangs are used for hunting, fishing and to make music (clapping sticks).

A fire tolerant species.

Flowering December - March, May, July, August; Fruiting April – August.



Plant information from "Broome and Beyond" Kevin F. Kenneally, Daphne Choules Edinger and Tim Willing, and other sources. Botanical artwork by Jeanné Browne

# THE SEASONS

Aboriginal concepts of seasonality are more complex than a basic wet/dry and they are different to the 4 seasonal European Calendar. The mob here recognise 6 seasons each characterised by changes in the environment, such as:

- Changes in wind direction, weather, temperature and tides.
- Flowering, fruiting and seeding patterns of plants.
- Appearance or disappearance, and fatness, of animals and insects.
- Breeding cycles of animals.
- The location of certain constellations in the sky.

**MANKALA:** The hot/wet season. Strong north westerly winds and cyclones. Gubinge and magabala in fruit. Flying foxes in the white gums. Kangaroos and shellfish are skinny. Bush honey is hard to find. Turtles are laying eggs.

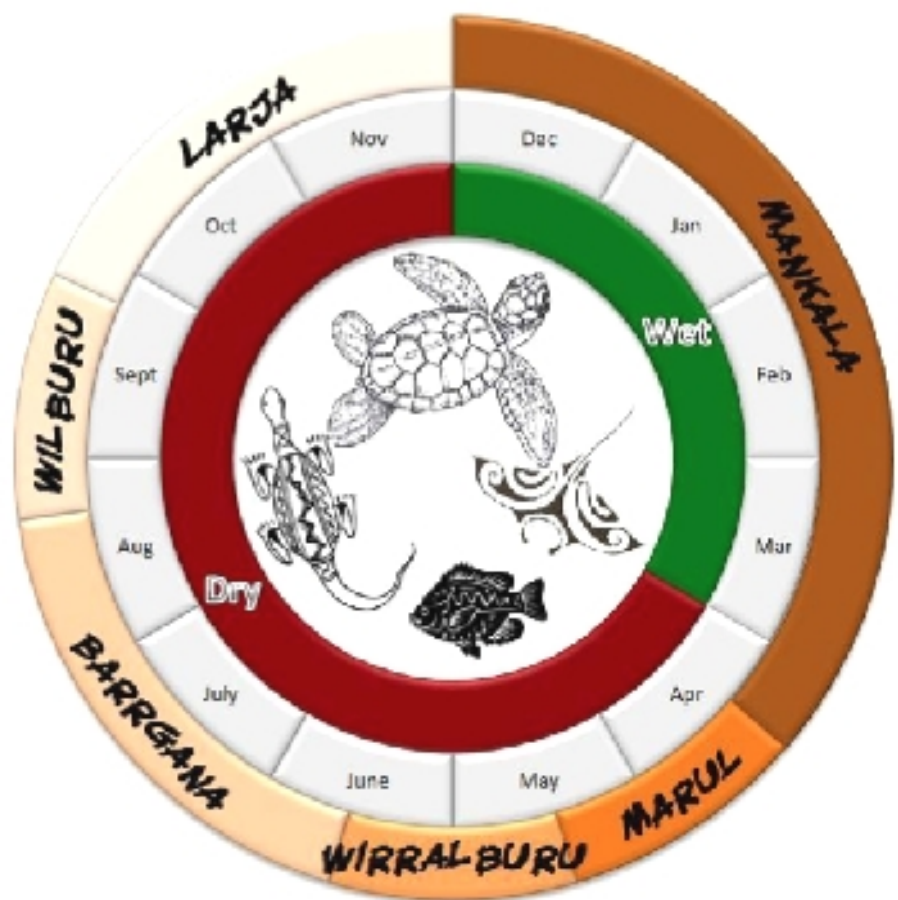
**MARUL:** Hot/humid period while the rain and wind dies down. Gundurung (grey mangrove) is in fruit. Big tides. The reef fish are skinny. Lizards are fat.

**WIRRALBURU:** Good weather for walking. The southeast winds from the desert bring cooler temperatures. Darlab and most wattles are in flower. This is the best time for munga (bush honey). Lizards go underground. Birds seek out yarrinyarri (bush onion).

**BARRGANA:** Winter time. South easterly winds blow. Occasional fogs and dust-storms occur. The nights and the sea are cold. Gumanyba (the seven sisters) constellation shines brightly. Threadfin salmon, mullet, catfish and dugong, and kangaroo are fat. Cockatoos hatch their young. Jigal tree is in flower.

**WILBURU:** West winds return. Nights are warmer. Cockatoos feed on ripening acacia pods. Reef and shellfish are getting fat, lizards are skinny.

**LARJA:** The build up to the wet. Sea fills up with stingers. North-westerly winds. Gubinge and gunurru (white gum) are in flower. Good time for munga (bush honey). Jinup (stingray), reef fish and shellfish are fat. Turtle mating time.





# NONVIOLENT DIRECT ACTION

The campaign to defend Walmadan has successfully been using nonviolent direct action (NVDA) for around two years.

From Jabiluka to the Franklin Dam to the struggle for workers' rights, and in defence of the environment across the country, we are part of a long and proud tradition of people using peaceful means to intervene and to highlight issues of injustice through civil disobedience.

The objectives of NVDA in this campaign are:

- To delay, or stop work.
- To gain public attention by highlighting our cause in the media.
- To bring more people to our cause.

There have been many successful instances of peaceful direct action in the course of this campaign, from the Manari Road blockade which saw Aboriginal people holding their ground in the face of police, to asserting the United Nations Declaration on the rights of Indigenous people, to the hundreds of community members that gathered to stop equipment in the face of 150 riot cops on what is now known locally as 'Black Tuesday' when over 20 locals were arrested.

There have been many other locals and supporters from around the country who have been arrested peacefully defending Country, by 'locking on' to equipment or blocking/delaying access to the machinery that destroys Country.

Photo: Julia Rau





Photo: Julia Rau

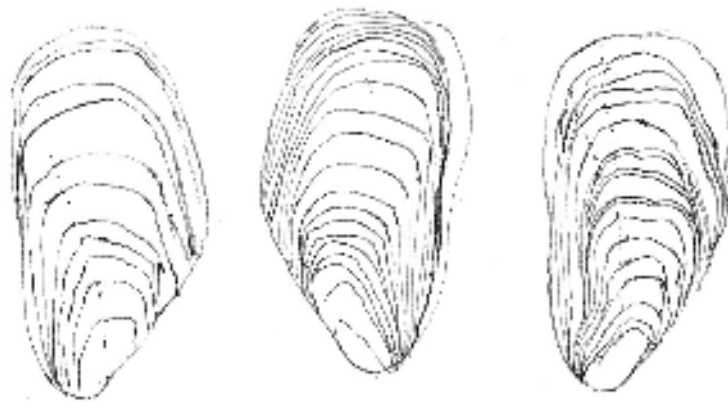
We aim to be nonviolent in our actions and words – both to each other, and to our opponents.

We adhere to the basic principles of NVDA:

- Nonviolent direct action is truthful and open – we welcome all peaceful participants and take responsibility for our actions.
- Nonviolent direct action includes a positive approach to conflict – we understand that conflict is natural within society and it can be dealt with positively.
- Nonviolent direct action separates the opponent as a person from the issue being opposed – even if we don't receive the same respect, we will act with respect to our opponents.
- Nonviolent direct action encourages and empowers people to get involved and take action – we will undertake to learn and share information, plan our actions well and ensure they are accessible to as many community members getting involved as possible.
- We run regular training workshops in NVDA and encourage you to learn more and get involved.

*We stand in solidarity with people all over  
the country who are taking similar action!*





# **CONFLICT RESOLUTION**

Conflict can arise anywhere, particularly in high stress situations where we are all living together. The most important priority of this camp is to support successful outcomes for the campaign - which is protecting Culture and Country. We need to be able to get along for this to happen.

We've already noted some guidelines for camp and expect everyone to respect these. If conflict arises it is particularly important that people deal with it in a respectful manner, without shouting at or physically intimidating one another. Also, what happens in camp, needs to be dealt with in camp – it doesn't help to gossip about stuff elsewhere.

- If conflict is identified try and first take it up directly with the person involved.
- At all times keep these conversations private and do not involve people external to camp (unless required for medical/counselling reasons).
- If you are unable to take up the issue directly with the other person, or you are unable to deal with conflict one-on-one, THEN
- Speak with a long term camp member and seek a person trusted by both people to act as an intermediary, OR
- Have each person have a trusted person with them to try and talk through the issue and seek a resolution.

If no resolution is able to be reached, only THEN, speak with one of the long term camp members who can arrange for the Walmadan Support Group (Broome support people) to be involved and they will source an external facilitator to mediate.



Photo: "Corroboree" by Julia Rau

# SECURITY CULTURE

We have known for some time, but get constant reminders, that many people who are involved in civil society and nonviolent direct action are under surveillance by State and Federal Governments. There are reasonable and valid concerns that this campaign has been infiltrated in the past.

Thousands of warrants for phone taps or information interception are issued each year, and Federal and State Police, ASIO and other government agencies are allocated substantial resources to monitor peaceful activists, often under the guise of national security.

The federal government has confirmed that they now also outsource some of this surveillance work to a private company, the National Open Source Information Centre ([www.nosic.com.au](http://www.nosic.com.au)) which means there is even less accountability than before.

It is important to be aware that this is happening, but at the same time, this should not stop us from taking action on key issues. We should be proud of our actions in defending Country and Culture, and not allow fears of surveillance to overwhelm our daily activities.

Take some basic precautions if you are organising actions that could be of interest to police:

- Be mindful of chatting in public places, especially in Broome (you never know who is listening next door or behind you in the shops), and talking to folks you don't know and trust for sure about actions.
- Use a system of 'vouching' for people in sensitive meetings – unless two people can vouch for someone, perhaps they shouldn't be initially allowed into planning meetings.
- Many methods of communication are insecure. Unless your email is encrypted, presume it could be read sometime. Facebook is totally insecure. Phones can be easily bugged and used as recording devices. If you want to keep on the safe side when organising, do it face to face, without phones nearby, in a location that you don't regularly use.
- Always remember that police, Woodside and others may be listening to anything that is said on the phone or the radios. Please do not talk about anything confidential.
- Don't use names, or give out information about other activists or actions.
- Some information is best done on a 'need to know' basis - don't be offended if you don't get all the info – this keeps us all safer.

There are heaps of ways you can ramp up your security and other tips out there – get informed. And presume, if you are effective, you are probably being monitored – take it as a compliment. And smile and wave when they take your picture... that way, when you get your ASIO file released after 30 years, there will be some cheerful pics for the family album. Say cheese!

Some websites to check out:

RiseUp Security Manual: [help.riseup.net/en/security](http://help.riseup.net/en/security)

Activist Security: [www.activistsecurity.org](http://www.activistsecurity.org)

Ruckus Security Manual: [www.ruckus.org/section.php?id=82](http://www.ruckus.org/section.php?id=82)





# GETTING ARRESTED BY THE POLICE

## LEGALS - THE BASICS:

- Arrested or not, you have the right to remain silent.
- Remember, there are no 'off the record' conversations, many have been convicted on statements they made to the police at or after arrest.

### But, if asked you do HAVE to tell the police:

- Your full name.
  - Date of birth.
  - The address at which you usually live.
  - If you are driving, and asked, you must produce your driver's licence.
- THIS is ALL you HAVE to tell them! Not answering these questions or giving false details can be a serious charge in itself.

## ARREST:

- The police are NOT required to warn you prior to arresting you.
- You will USUALLY be warned by the police that they intend to arrest you if you keep doing something, or, don't stop what you are doing.
- You do have the right to see their police identification.
- The police are required to formally tell you they are arresting you.
- Sometimes the police will touch you (on the arm or shoulder) at the same time as saying, "You are now under arrest."
- In most cases, the police are required to inform you of the reason for your arrest, so ask them if you are under arrest and what for.
- Once arrested, you will be taken to a police station, detained, 'processed' and released.



Janet Cox, Traditional Custodian, arrested for defending her country. Photo credit: Maddie Goddard.

## BACK AT THE POLICE STATION:

- At the police station, you will be 'processed'.
- All your personal belongings will be taken from you.
- You will be asked to sign an agreement that the police have accurately listed your property.
- The police will take your details and will probably photograph you and take your fingerprints.
- They can use 'reasonable force' to take both fingerprints and a DNA sample, if one is required – usually only for serious charges.
- The police may want to interview you and formally question you. Always get legal advice beforehand.
- We recommend you exercise your right to silence in formal police interviews too.
- Your bail papers are a legal agreement that if the police release you:
  - a) you understand there will be serious legal consequences if you break your bail conditions;
  - b) you will appear in court on the date specified
- If you refuse to sign your bail papers, you will either be detained in police custody until either you sign them, or a Justice of the Peace (JP) signs them for you. You can challenge your bail conditions at a bail hearing (with a magistrate, or sometimes a JP) who will decide what your bail conditions will be.
- Remember your right to remain silent (other than name, d.o.b and address) at all times – from arrest until release.

Photo: Damien Kelly







Photo: Barrel lock-on. By Julia Rau

### WHAT HAPPENS AFTERWARDS?

- After release, you are required to attend court on the date stated on your bail papers.
- In court you will be asked if you intend to; a) accept that you are guilty of the charge and go 'guilty', or b) that you do not accept the charge, go 'not guilty' and contest the charge in court another day.
- The first time you go to court you are also allowed to ask for more time for legal advice before deciding if you are going to accept or contest the charge.
- Your lawyer will advise you what decision is best for you and what the consequences of each are.

### GOING GUILTY:

If you tell the court you accept that you are guilty of the charge, they will deal with the matter that day in court. Your lawyer will represent you, they will argue in your favour for a reduced punishment.



### GOING NOT GUILTY:

If you plead not guilty, another court date will be set for your trial where each side will argue their case, with a magistrate making the final decision. NB: You have to comply with your bail conditions until your trial gets heard, which could take several months.

**DISCLAIMER:** This guide has been put together by volunteers who are not legally trained and who accept NO responsibility for how the information may be used. It is not legal advice. Whilst every effort has been made to ensure it is correct, it has been collected from various sources and is intended as a basic guide only. People should always seek legal advice specific to their case, either from a private lawyer, or from Legal Aid. [26]

# SERVICES IN BROOME

You can get free maps of Broome from the Visitor Information Centre. You will pass the Visitor Information Centre on your way into town.

The Telephone Area Code for Western Australia is 08.

## GENERAL SERVICES:

### **Broome Police Station**

7 Hamersley Street  
ph: 9194 0200

### **Visitor Information Centre**

Broome Road  
ph: 9192 2222

### **Post Office**

8 Short Street (Paspaley Plaza)  
ph: 13 13 18

### **Library**

Weld Street  
ph: 9191 3477

### **Centrelink**

14 Napier Street  
ph: 132 850

### **Camping & Outback Supplies**

158 Frederick Street  
ph: 9193 5909  
or  
19 Carnarvon St  
ph: 9192 1267  
or  
In the Boulevard Shopping Centre

### **Lotteries House & Environs Kimberley**

642 Cable Beach Road  
ph: 9193 5222

### **Internet Café – Galactica DMZ**

2 Hamersley St  
ph: 9192 5897

### **Bunnings Warehouse**

Cnr Blackman & Hunter Streets  
ph: 9191 9400

### **Kimberley Bookstore**

Napier Terrace, Chinatown  
ph: 91921944

### **Newsagents**

Boulevard Shopping Centre  
ph: 91913535  
or  
Paspaley Shopping Centre  
ph: 91927766  
or  
2 Short Street  
ph: 91923535

### **Dick Smith Electronics**

Boulevard Shopping Centre

## MEDICAL SERVICES:

\*Note: There is no bulk billing offered in Broome (except BRAMS). Your choices are to pay for a doctor or to wait in the Emergency Department in the Broome Hospital for free medical assistance.

### **Hospital**

Robinson Street  
ph: 9194 2222

### **Broome Medical Clinic**

26 Robinson Street  
ph: 9192 2022

### **Dakas St Medical Clinic (& sexual health clinic)**

67 Dakas Street  
ph: 9192 6311

### **BRAMS (Aboriginal Medical Service)**

640 Dora St.  
ph: 91921338



**HeadSpace – Counselling for youth 12 - 25**

3/2 Hamersley Street  
ph: 9193 6222

**Chinatown Pharmacy**

Paspaley Plaza  
ph: 9192 1399

**Kimberley Mental Health and Drug Services**

cnr Anne & Robsinson Street  
ph: 9194 2640

**Broome Pharmacy**

Boulevard Shopping Centre  
ph: 9192 1866

**BANKS:**

**ANZ:** 16 Carnarvon St

**Bankwest:** 22 Frederick St

**Commonwealth:** 1 Barker St

**NAB:** Boulevard Shopping Centre

**Westpac:** cnr Carnarvon & Napier St

**SUPERMARKETS:**

**Coles**

Paspaley Plaza – Short Street

**Wings Asian Supermaket**

19 Carnarvon St

**Woolworths**

The Boulevard Shopping Centre - Frederick Street

**Fongs**

Seville Street

**EDUCATION & TRAINING:**

**University of Notre Dame**

88 Guy Street  
ph: 9192 0600 or 1800 640 500

**Kimberley Training Institute**

68 Cable Beach Road East  
ph: 9192 9100



Photo: Broome crowd braves 43°C for rally and concert.  
Hands up for a Gas Free Kimberley. By Nicola Paris.

# HOW TO GET MORE INFO & KEEP UP TO DATE WITH CAMP WALMADAN & THE CAMPAIGN

## WEBSITES:

[www.broomenogas.org](http://www.broomenogas.org)  
[www.savethekimberley.com](http://www.savethekimberley.com)  
[www.environskimberley.org.au](http://www.environskimberley.org.au)  
[www.kimberleyprotectors.webs.com](http://www.kimberleyprotectors.webs.com)  
[www.goolarabooloo.org.au](http://www.goolarabooloo.org.au)  
[www.handsoffcountry.blogspot.com](http://www.handsoffcountry.blogspot.com)  
[www.seashepherd.org.au/kimberley-miinimbi/](http://www.seashepherd.org.au/kimberley-miinimbi/)  
[www.wilderness.org.au/campaigns/kimberley](http://www.wilderness.org.au/campaigns/kimberley)

## DOCUMENTARIES:

Animation about Goolarabooloo:  
[lurujarri.blogspot.com.au](http://lurujarri.blogspot.com.au)  
You will need to become a follower of the blog to receive updates on ways to view this incredible animation, from which some of the art in this booklet is from.

[wyldeclan.blogspot.com](http://wyldeclan.blogspot.com)  
[www.heritagefight.com](http://www.heritagefight.com)

## PHOTOGRAPHY:

[www.damiankellyphotography.com.au](http://www.damiankellyphotography.com.au)  
[www.ingetjetadros.com](http://www.ingetjetadros.com)  
[www.murranji.com.au](http://www.murranji.com.au)

## FACEBOOK: Search for these pages

Broome Community No Gas Campaign  
Save the Kimberley  
Kimberley DirectAction  
The Wilderness Society WA  
Protect the Kimberley  
Goolarabooloo and the Lurujarri Heritage Trail  
James Price Point (Walmadan)  
Kimberley Campaigners  
Environs Kimberley

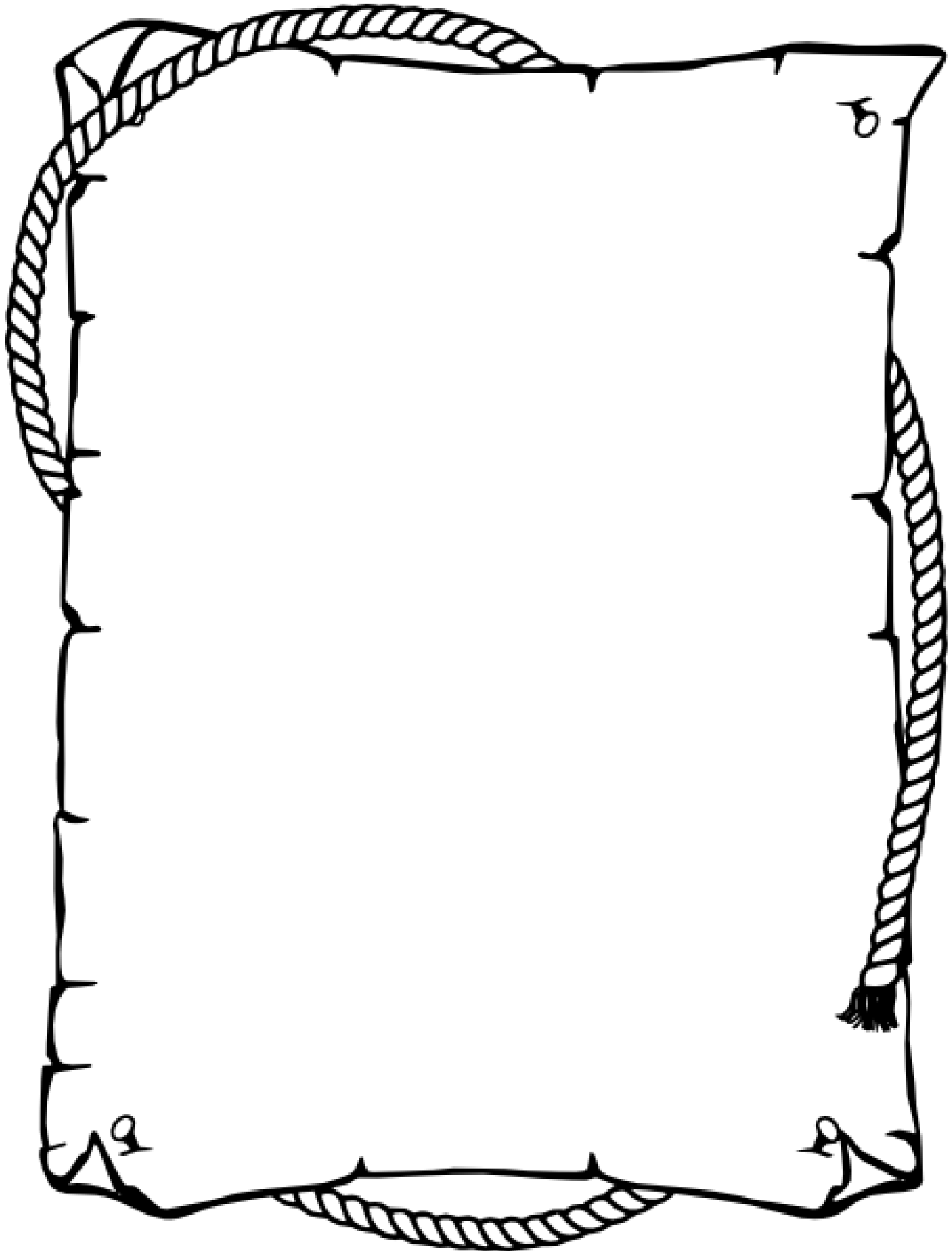


Image: Karlien van Rooyen

This booklet has been written and compiled by Tegan & Nicola. Contributions from Mandy, Sophie & Jael. Layout by Lilia. Pictures by Bernie, Jeanné and Karlien. Background illustrations by Jeanné. Photos by Damien, Julia, Nicola, Maddie and Tegan. Excerpts from Goolarabooloo website. We understand people might have feedback and views on other information to include. There could be a possibility to do this in the future. You may have noticed that it is all women who pulled this together. We did have a bloke called Ziggy who was supposed to be writing a section on snakes and dangerous animals. Then he got bitten by a snake. We're not sure if it was to get out of writing it, or if he was providing a real life demonstration.



# NOTES & CONTACTS



# SAVE THE KIMBERLEY!



## SUPPORT CAMP WALMADAN

Photo by Damien Kelly